



***Aligning Family Drug Courts with Adult Best Practices: Are we coloring outside the lines?***



*Informing policy,  
improving programs*

*Shannon M. Carey, Ph.D.*

*Juliette Mackin, Ph.D.*

*Hon. Diana J. Burleson*

*Kelly Welker (Coordinator)*

*Hon. Connie Zimmelman*

***NADCP Annual Conference 2012***

# Overview

**Focus for today is on best practices for family drug treatment courts**

**What we know so far from the research about both FDTC and adult drug courts**

- 1. FDTC outcomes**
- 2. FDTC best practices and how they relate to adult best practices**
- 3. Adult best practices: Do they apply?**

# NPC Research

- **In the past 20 years, NPC has completed over 150 drug court evaluations and research studies nationally**
- **Adult, Juvenile, DWI/DUI, Reentry and Family Drug Treatment Courts**
- **Including California, Guam, Indiana, Michigan, Maryland, Minnesota, Missouri, New Mexico, New York, Nevada, Ohio, Oregon and Vermont**

# RESEARCH ON FAMILY DRUG TREATMENT COURTS

Ashford, J. (2004)

Boles, S., & Young, N. K. (2011, July).

Carey, S. M., Mackin, J. R., & Finigan, M. W. (2012).

Carey, S. M., Sanders, M. B., Waller, M. S., Burrus, S. W. M., & Aborn, J. A. (2010a, June)

Worcel, S. D., Green, B. L., Furrer, C. J., Burrus, S. W. M., & Finigan, M. A. (2007, March)

Connell, C., Bergeron, N., Katz, K., Saunders, L., & Tebes, J. (2007).

Green, B. L., Furrer, C. J., Worcel., S. D., Burrus, S. W. M., & Finigan, M. W. (2009)

Harwin, J., Ryan, M., Tunnard, J., Pokhrel, S., Alrouh, B., Matias, C., & Momenian-Shneider, S. (2011, May)

# RESEARCH ON FAMILY DRUG TREATMENT COURTS

**Detailed Process, Outcome and Cost Evaluation of two Oregon FDTs (Carey et al., 2011)**

**Process and Outcome Evaluation in Four FDTs Nationally (Worcel, Green, et al., 2007)**

# RESEARCH ON FAMILY DRUG TREATMENT COURTS

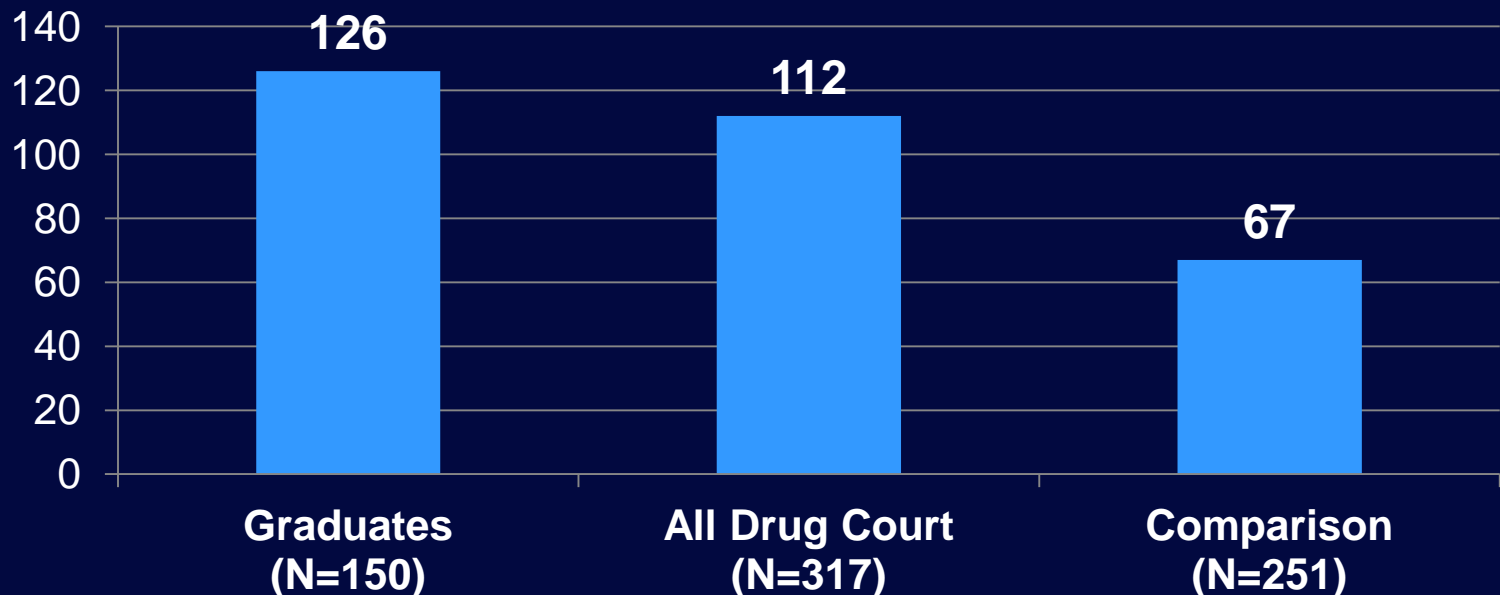
**What do we know about family drug treatment court outcomes?**

# Do FDTC parents stay in treatment longer than non-FDTC parents?

(JACKSON COUNTY, OREGON)

**YES.** In the year after drug court entry, the FDTC program parents spent nearly twice as long in treatment than parents who did not participate in the program.

**Days in Outpatient Drug Treatment**



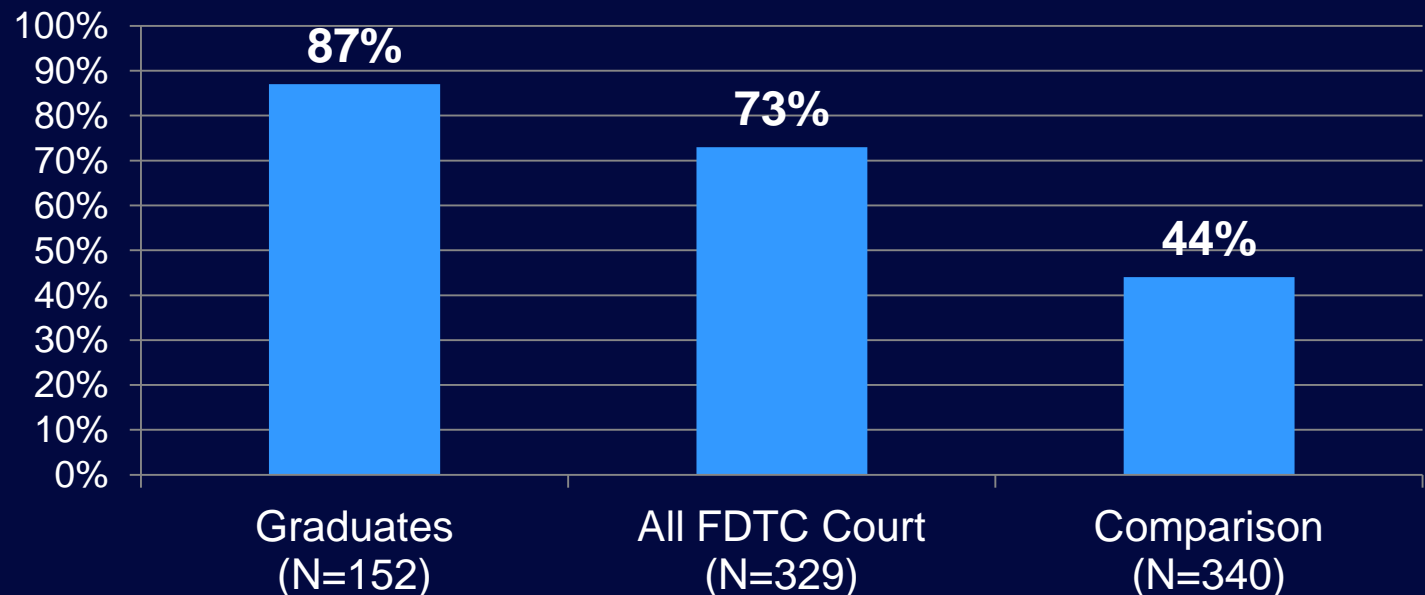
**Note: Difference is significant at  $p < .01$**

# Do FDTC parents complete treatment more often than non-FDTC parents?

(JACKSON COUNTY, OREGON)

**YES.** Significantly more FDTC program parents successfully completed treatment after program entry compared to parents who did not participate in the FDTC.

**Percent of Parents that Successfully Completed a Treatment Episode**



**Note: Difference is significant at  $p < .01$**

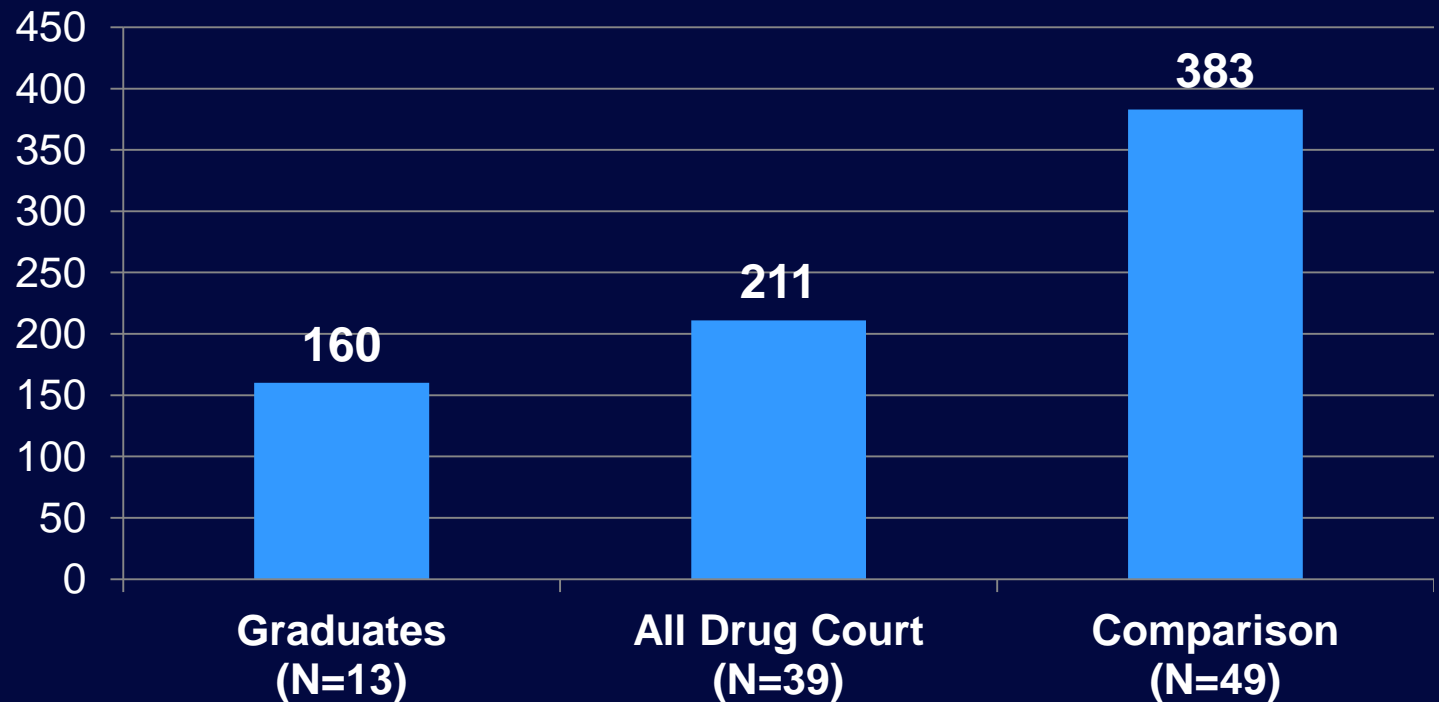


# Do children of parents who participate in FDTC spend less time in foster care?

(MARION COUNTY, OREGON)

**YES.** Children of FDTC parents spent significantly less time in foster care in the 2 years after drug court entry than children of non-FDTC parents.

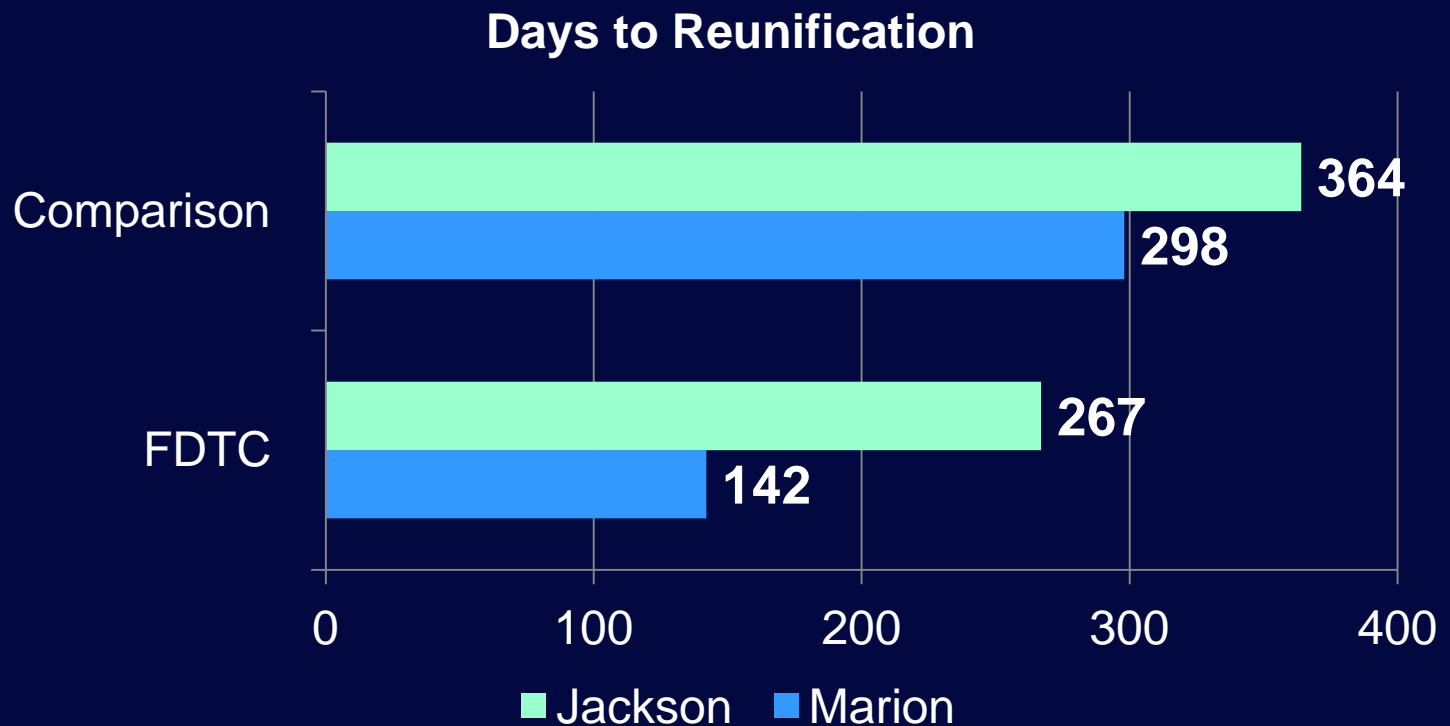
**Days in Foster Care per Child**



**Note: Difference is significant at  $p < .01$**

# Are FDTC children returned to their parents more quickly after drug court start?

**YES.** Children whose parents participated in the FDTC program were returned in less than half the time than children whose parents did not participate.

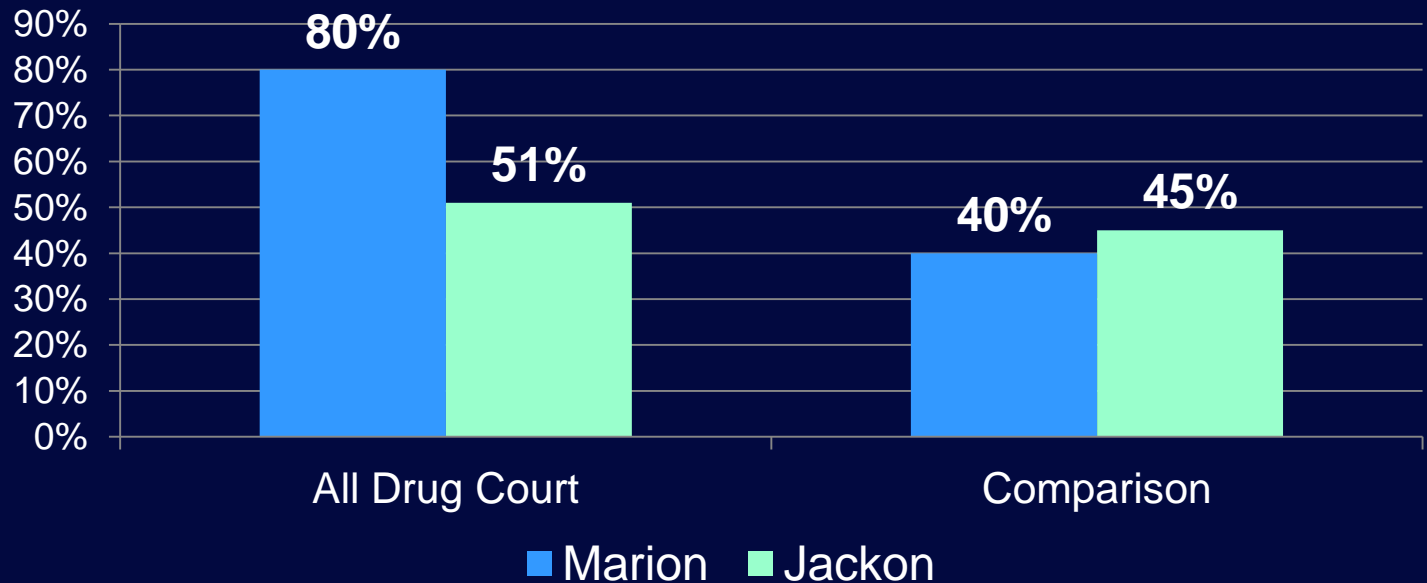


**Note: Difference is significant at  $p < .01$**

# Are FDTC parents reunified with their children more often?

**YES.** FDTC parents were reunified with their children significantly more often while experiencing significantly fewer adoptions and termination of parental rights.

**Percent of Parents that were Reunified with Their Children**

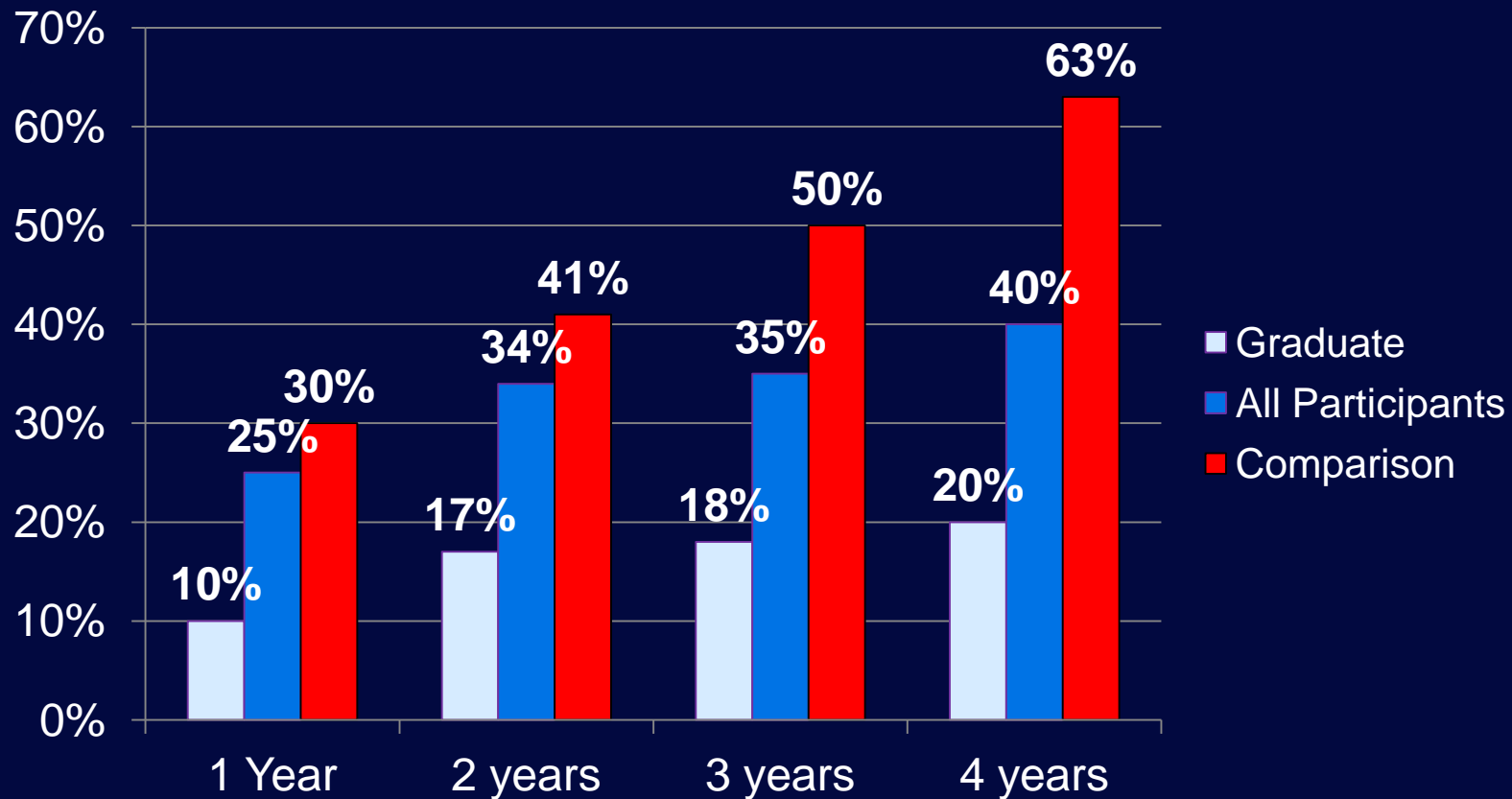


**Note: Difference is significant at  $p < .01$**

# Do FDTC parents have fewer subsequent arrests than non-FDTC parents?

(JACKSON COUNTY, OREGON)

**YES.** Drug court participants were re-arrested significantly less often than the comparison group over 4 years from drug court entry.

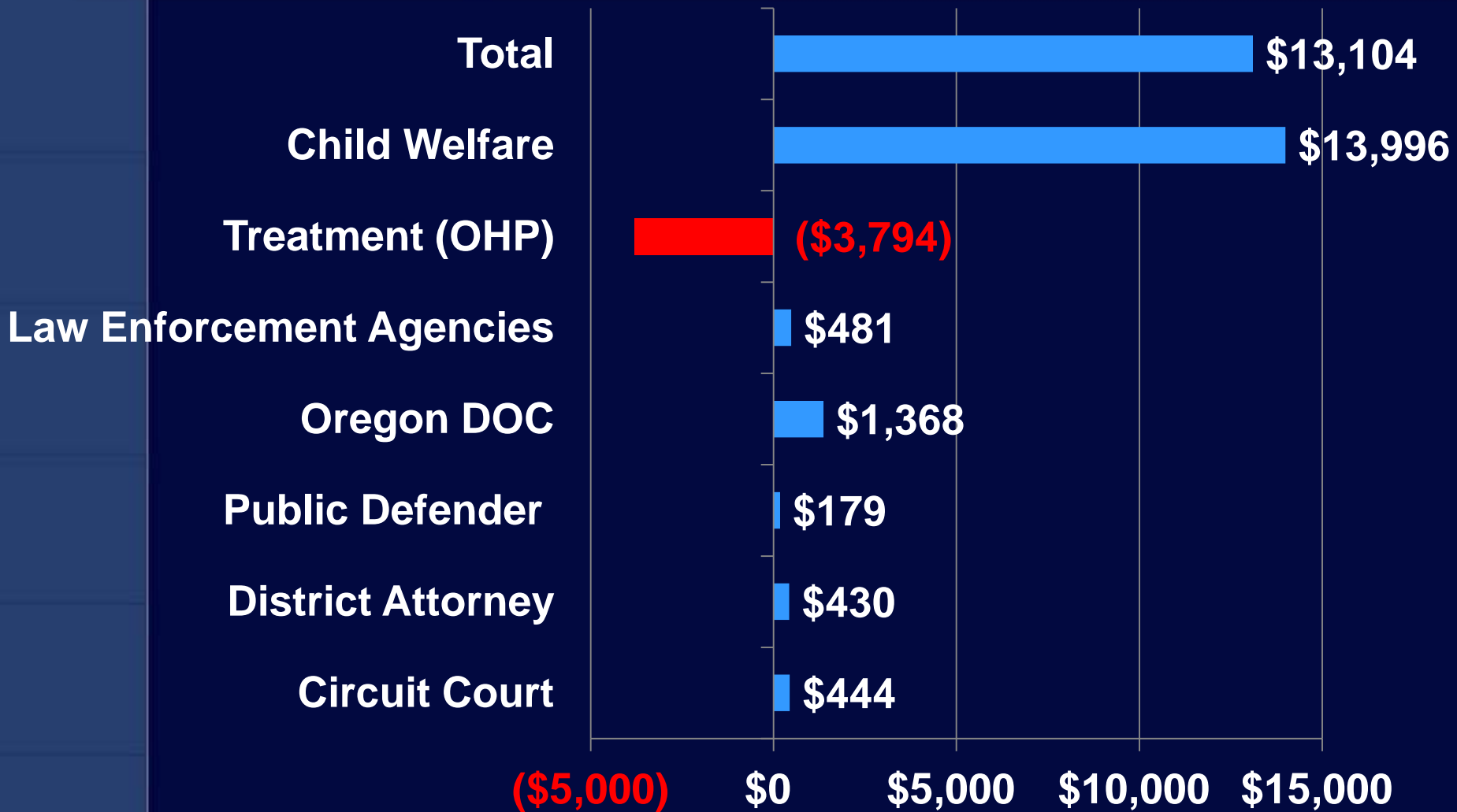


**Note: Difference is significant at  $p < .01$**

# Savings per Participant by Agency

## (Criminal Justice, Treatment and Child Welfare)

### (MARION COUNTY, OREGON)



# Outcome Costs per Participant (Criminal Justice, Treatment and Child Welfare)

Cost savings after 2 years was

Marion = **\$13,104**

Jackson = **\$5,593**

per FDTC participant

# What was different?

**Marion:** Of the investment budget

- 31% went to D&A treatment
- 20% to DHS
- 21% for services for the child (with the parent).

**Jackson:** Of the investment budget:

- 45% went to D&A treatment
- 30% to DHS
- 5% for services for the child.

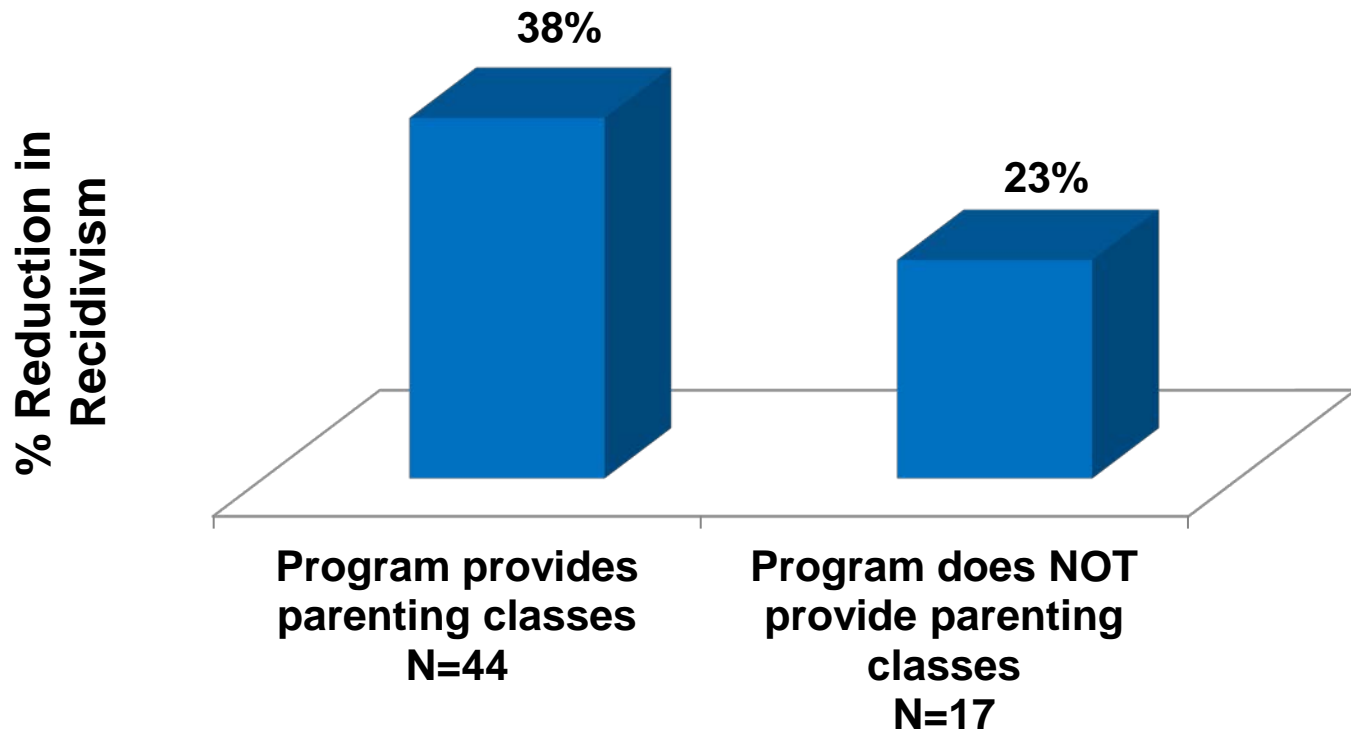
# FDTC Best Practices

*Focus on services to child and parents,  
particularly together*



# FDTC Best Practices

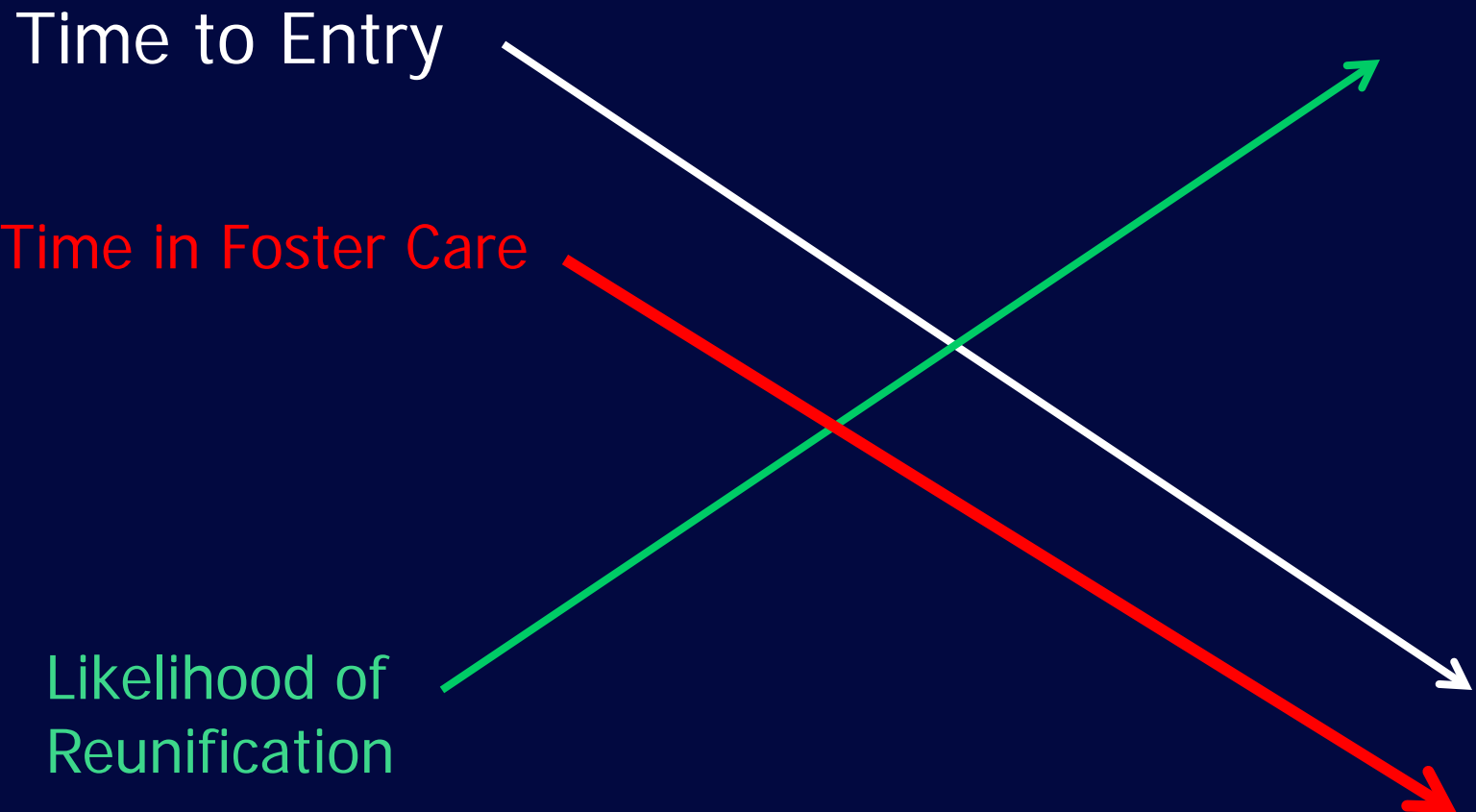
**(ADC) Drug courts that offer parenting classes have 68% greater reductions in recidivism and 52% greater cost savings**



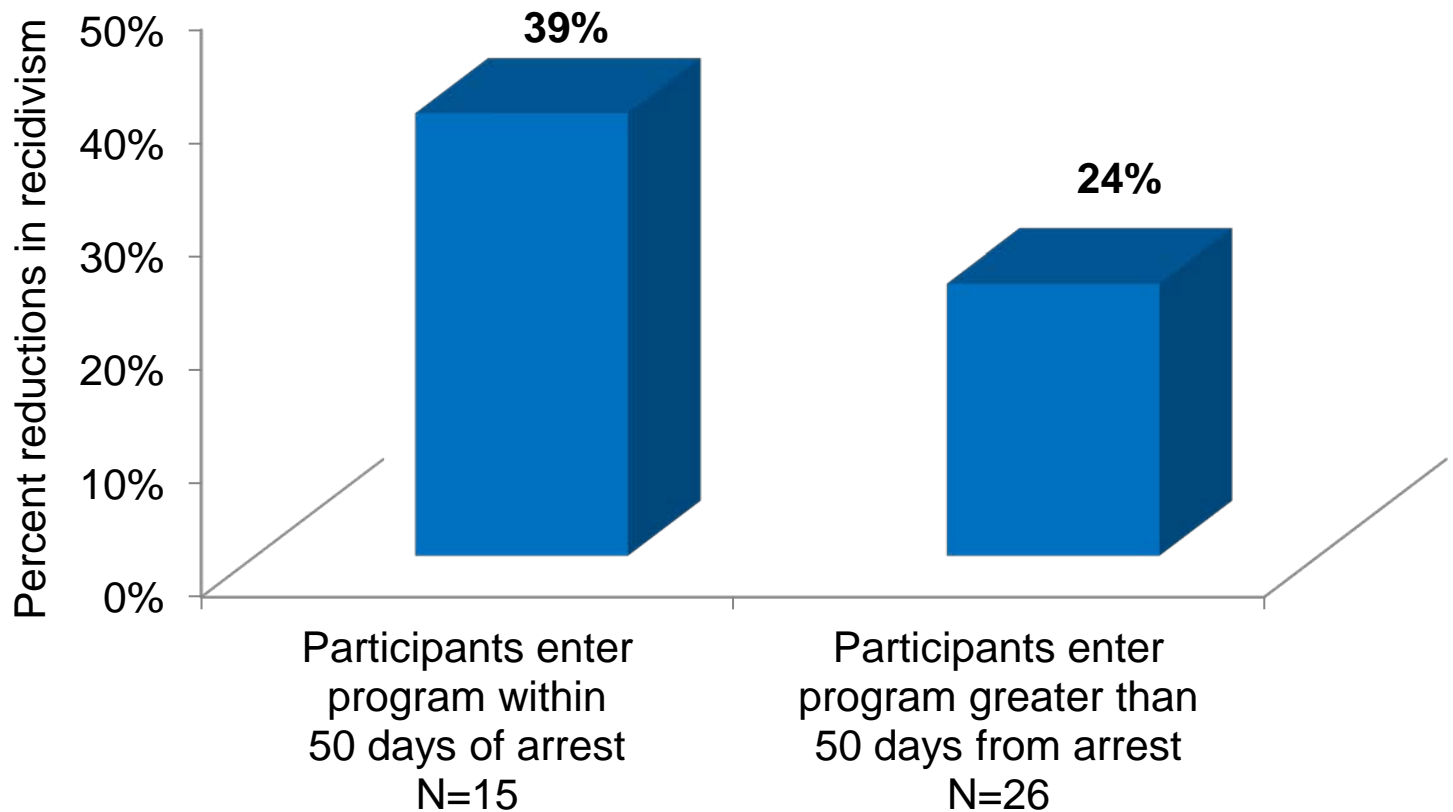
✓ True in adult, family, juvenile

# FDTC Best Practices

*Decrease Time to Treatment Entry*



# Drug Courts In Which Participants Entered the Program *within 50 Days of Arrest* Had 63% Greater Reductions in Recidivism



Note: Difference is significant at  $p < .05$

# FDTC Best Practices

## *Frequent counseling sessions:*

Participants who met more frequently with their counselors (weekly)

- Stayed in treatment longer
- Were more likely to complete treatment

**(ADC)** Programs where participants who had one-on-one treatment at least once every 3 weeks had 56% greater reductions in recidivism

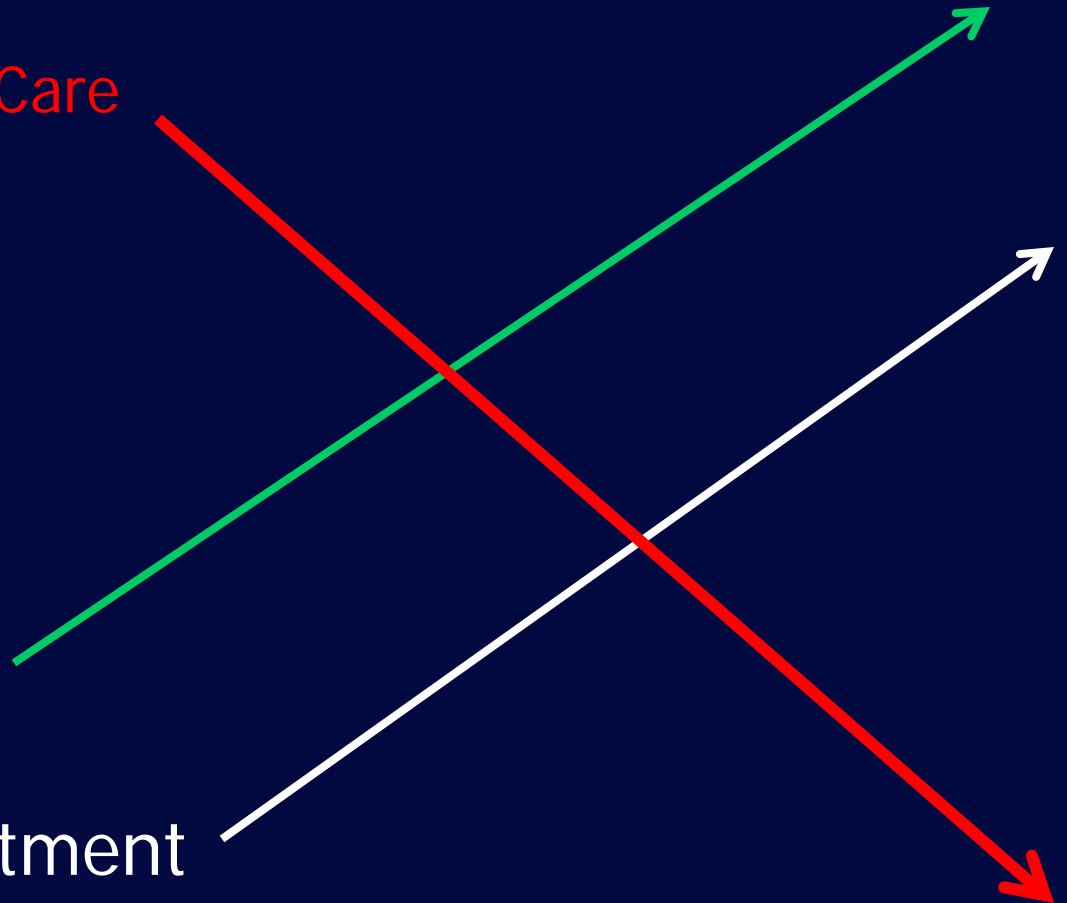
# FDTC Best Practices

*Longer Time in Treatment (~15 months)*

Time in Foster Care

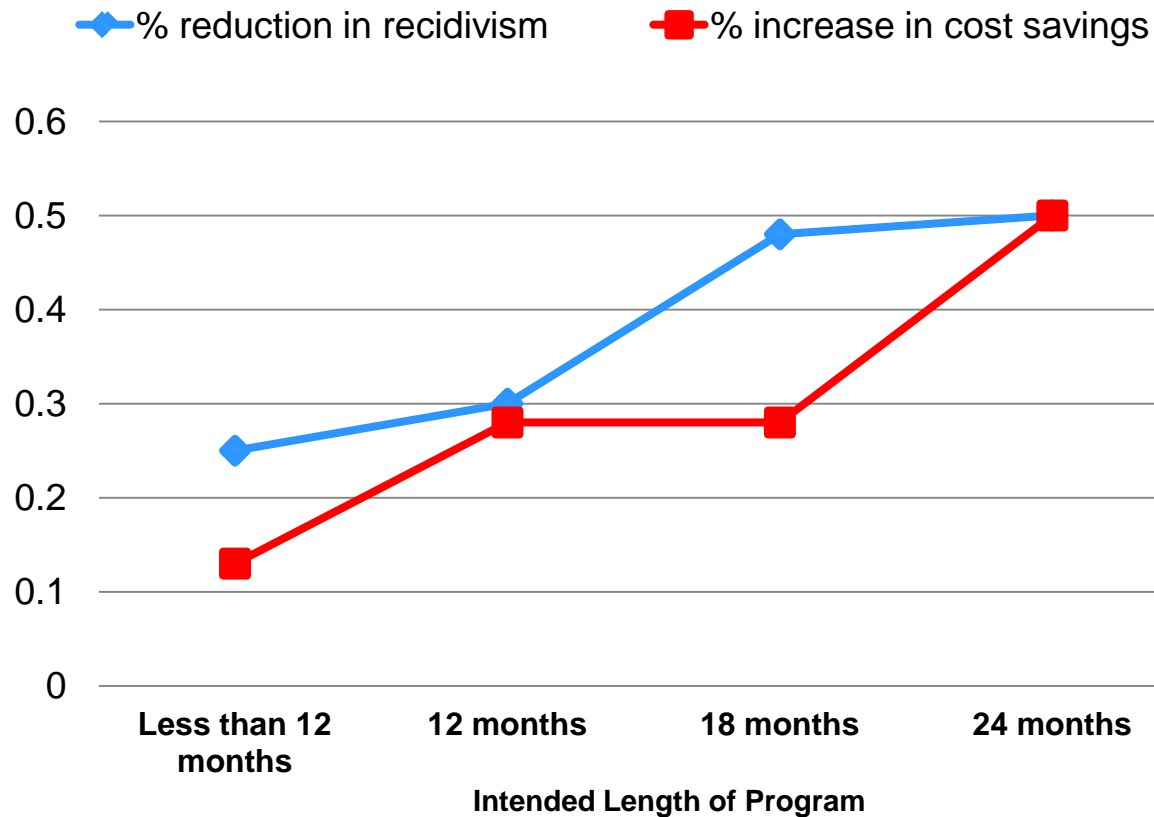
Reunification

Time in Treatment



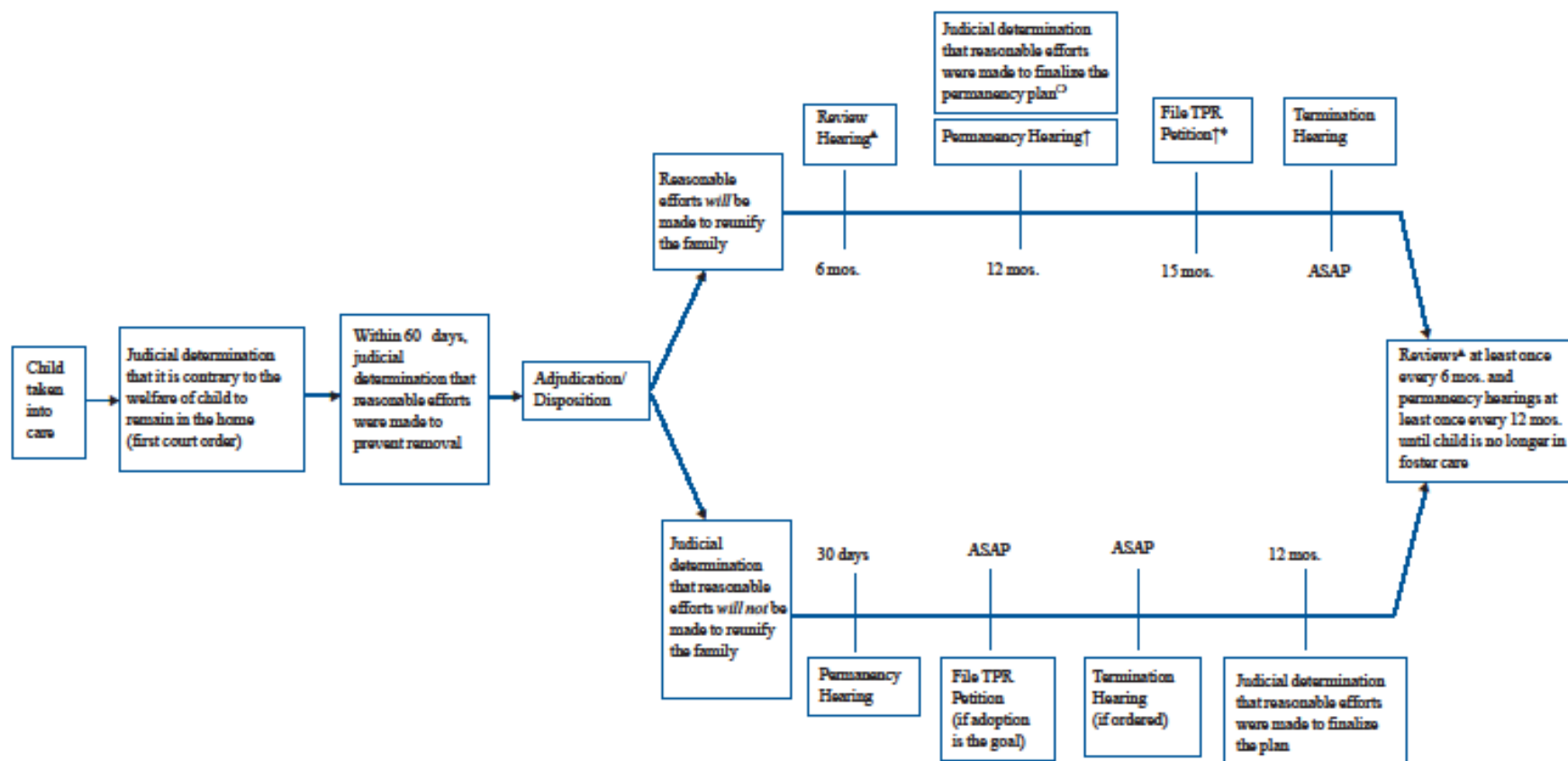
# FDTC Best Practices

*(ADC) Longer Time in Treatment*



# What about ASFA?

## ADOPTION AND SAFE FAMILIES ACT TIMELINE



\*If the review hearing is held by the court, it must be held at least once every six months.

‡ The determination that reasonable efforts to finalize the plan be made is often made at the permanency hearing, although it can be made at another point in the proceedings as long as the 12 month deadline is met.

† When calculating when to have the permanency hearing or the 15 of 22 months, use the earlier of the date of adjudication OR 60 days after the child is removed from the home.

\* Unless one of the following exceptions is documented: child is being cared for by a relative, agency has not provided services it has deemed necessary to rehabilitate the family, or a compelling reason exists.



# FDTC Best Practices

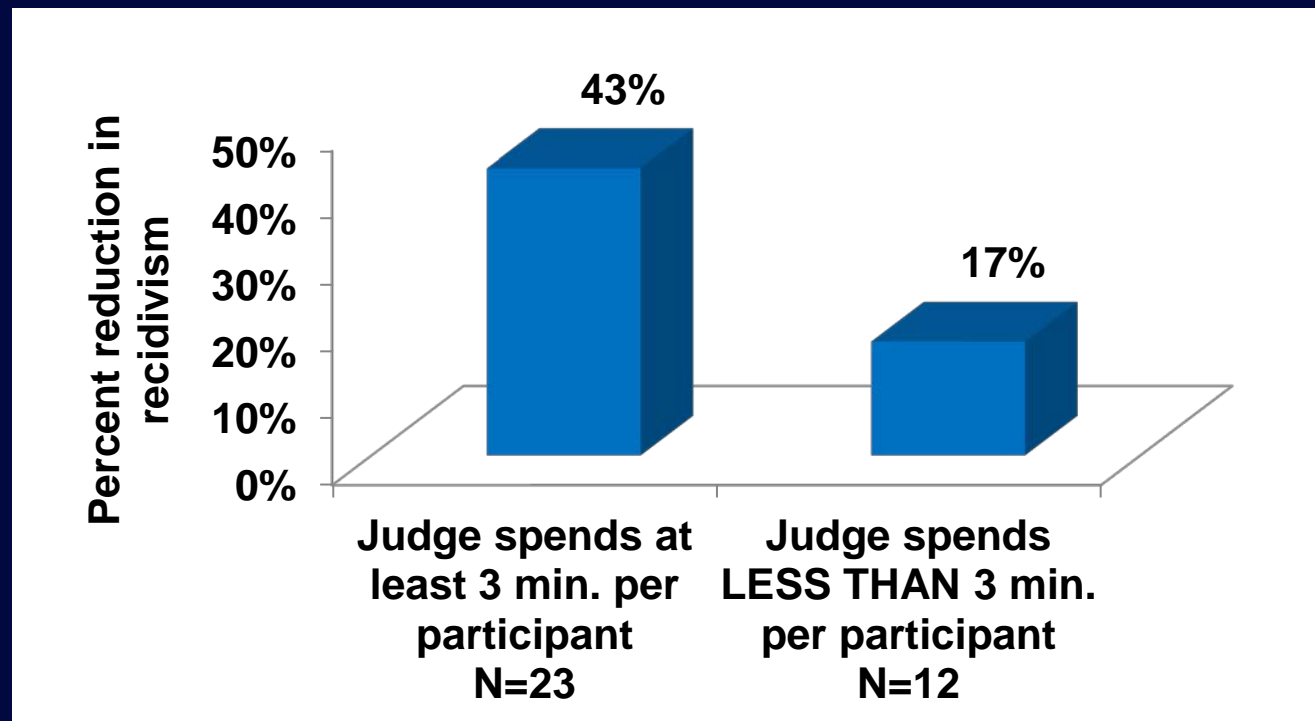
## *Relationship with Judge*

Focus groups with FDTC participants indicate they perceived their interactions with the judge to be especially critical to their success in the program.

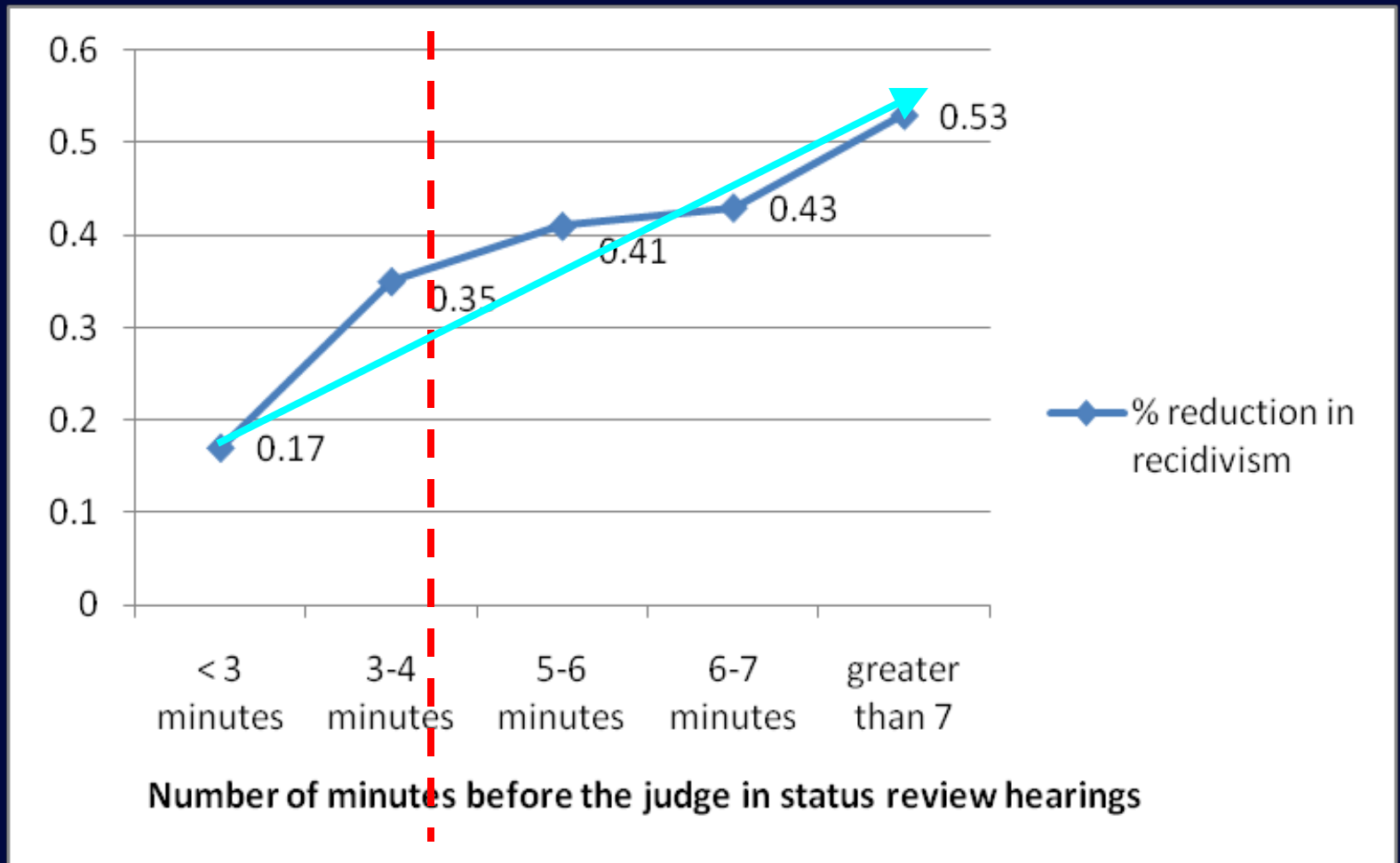
# FDTC Best Practices

## *Relationship with Judge*

Drug Courts Where the Judge Spends an Average of 3 Minutes or Greater per Participant During Court Hearings had 153% greater reductions in recidivism



# Drug Courts Where the Judge Spends an Average of 3 Minutes or Greater per Participant During Court Hearings had 153% greater reductions in recidivism



Note 1: Difference is significant at  $p < .05$

# FDTC Best Practices

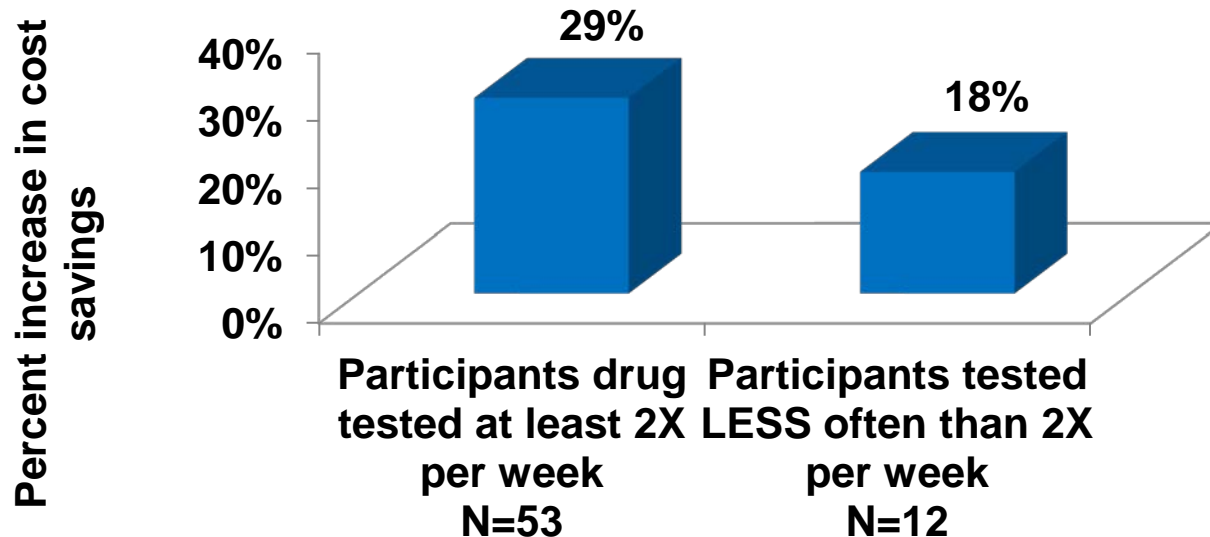
## *Urine drug testing*

Participants who were subjected to more frequent urine drug screens remained in treatment longer and were more likely to complete treatment (Worcel et al., 2007).

# FDTC Best Practices

## *Urine drug testing*

(ADC) Drug Courts Where Drug Tests are Collected at Least Two Times per Week In the First Phase had 61% Higher Cost Savings



Note 1: Difference is significant at  $p < .15$  (Trend)

# Adult Best Practices

## Do They Apply to FDTCs?

- Drug courts where drug test results are back in 48 hours or less had 68% higher cost savings
- Drug courts that offered family/domestic relations counseling have 65% greater reductions in recidivism
- Drug courts that expected participants to have greater than 90 days clean before graduation had 164% greater reductions in recidivism

# Adult Best Practices Do They Apply to FDTCs?

- Drug courts where a representative from treatment attends staffings had 105% greater reductions in recidivism
- Drug courts where the defense attorney attends staffings had 93% greater cost savings
- Drug courts where sanctions are imposed immediately after non-compliant behavior had 100% higher cost savings

# Adult Best Practices

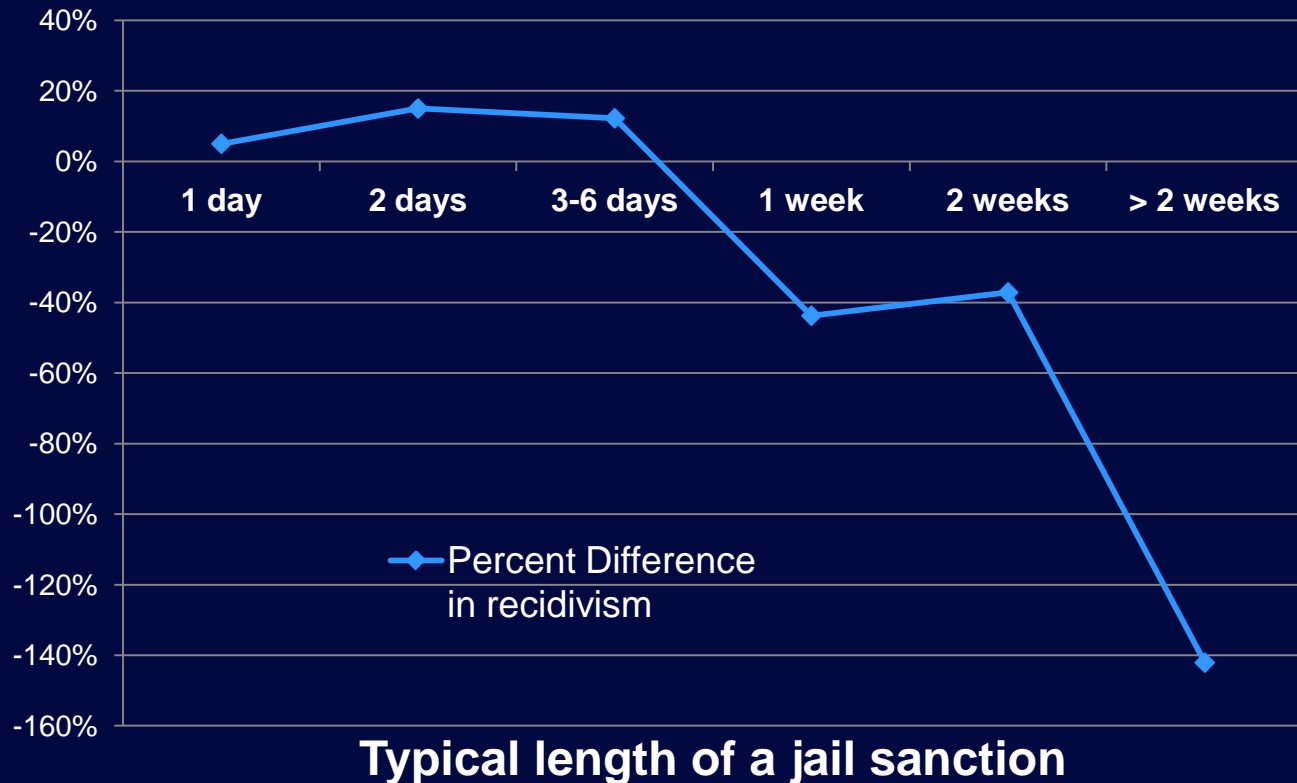
## Do They Apply to FDTCs?

- Drug courts where the judge attended staffings had nearly 4 times greater reductions in recidivism
- Drug courts where the results of program evaluations have led to modifications in drug court operations had 100% greater cost savings
- Drug courts that use greater jail time had worse recidivism



# More jail time is related to worse outcomes

**Figure 3: Percent difference in recidivism between courts that use differing amounts of jail sanction time**



# Adult Best Practices

## Do They Apply to FDTCs?

- Drug courts where law enforcement is a member of the drug court team had 87% greater reductions in recidivism
- Drug courts where the program caseload (number of individuals actually participating at any one time) is less than 125 had 567% greater reductions in recidivism
- Drug courts that require participants to have a job or be in school in order to graduate had twice the cost savings

**Questions?**

**Thoughts?**

**Comments?**

# Contact Information

Shannon M. Carey, Ph.D.  
[carey@npcresearch.com](mailto:carey@npcresearch.com)

To learn more about NPC or more about drug court evaluations including cost-benefit evaluations see:  
[www.npcresearch.com](http://www.npcresearch.com)